

# CRAFTA FORMS

FINISHES STUDIO



## 61

### ORNVITRUM -YZOCTGB Curved Textured Glass Block

**ORNVITRUM -YZOCTGB- Curved Textured Glass Block** combines elegance and innovation with a unique ripple surface and concave form. Ideal for partitions, feature walls, and lighting designs, it diffuses light softly while maintaining transparency. Perfect for modern interior and architectural applications.














# Ornvitrum -YZOCTGB

## Curved Textured Glass Block

The ORNVITRUM YZOCTGB Curved Textured Glass Block redefines interior elegance through its curved form and handcrafted ripple texture. Designed for architects and designers, it enhances natural light while creating subtle privacy. Available in clear, ultra-clear, and colored glass options, it adds depth and movement to partitions, decorative walls, and lighting panels. Its durable structure, moisture resistance, and easy maintenance make it ideal for modern spaces such as offices, spas, and luxury residences. With custom sizing and pre-drilled mounting holes, installation is flexible and precise for creative architectural layouts.

### FINISHES

-   
Silver Dune
-   
Sky Bloom
-   
Golden Sheen
-   
Silver Lilac
-   
Forest Jade
-   
Navy Shadow
-   
Golden Dawn
-   
Rust Glow
-   
Custom

### MATERIAL

Premium pressed  
Heat-treated glass

### DIMENSION

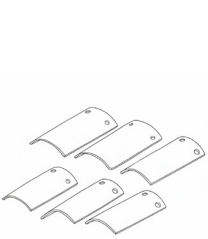
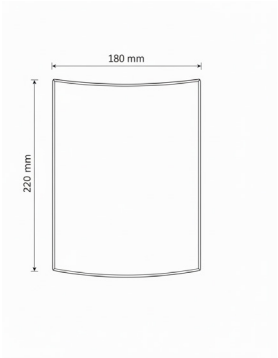
Size	220×180 mm
	300×160 mm
Water Absorption	0 %
Fire Resistance	Class A
Thickness	8–10 mm

### SURFACE FINISHES

Colored

Textured Polish

### DIMENSIONAL DETAIL



Download .dwg ↓



# Finishes

The ORNVITRUM YZ0CTGB Curved Textured Glass Block available in clear, ultra-clear, and colored finishes including blue, grey, amber, pink, and more. Each curved textured glass block features a ripple or hammered surface that enhances light diffusion and visual appeal. The polished edges and smooth finish ensure clarity, elegance, and a refined appearance in any setting.



YZ-053



YZ-054




YZ-055




YZ-056



YZ-057



YZ-058



YZ-059

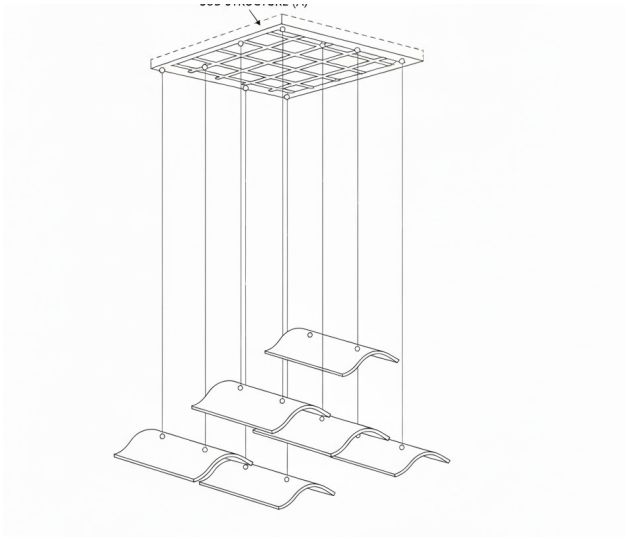


YZ-060



# Installation Detail

Installation of the ORNVITRUM YZ0CTGB Curved Textured Glass Block suspend the curved glass blocks from the ceiling sub-structure using steel cables fixed through the pre-drilled holes. Secure each cable to the grid frame, adjust heights evenly, and tighten connectors to prevent movement. Ensure the sub-structure is level and load-bearing for stable hanging installations.





# Connect with Us

**Where ideas meet materials.**  
Let's create spaces that speak  
through surface, texture, and  
detail.

[ask@craftaforms.com](mailto:ask@craftaforms.com)

[craftaforms.com](https://craftaforms.com)

[@insta.craftaforms](https://www.instagram.com/insta.craftaforms)

CRAFTA  
FORMS  
FINISHES STUDIO