

# CRAFTA FORMS

FINISHES STUDIO



## 74

### ACUFORMS -CFMHLVS2 Hexagon Grooved Acoustic Panel

**ACUFORM -CFMHLVS2- Hexagon Grooved Acoustic Panel** improves sound quality while adding modern geometric style. Moreover, its grooved hexagon design reduces echo and enhances interiors. Therefore, it suits offices, commercial spaces, studios, hospitality projects, and feature walls with both function and visual appeal.





# Acuforms -CFMHLVS2

## Hexagon Grooved Acoustic Panels

The ACUFORMS-CFMHLVS2 Patterned Acoustic Wall Panels is designed to control noise while enhancing interior aesthetics. Its grooved hexagon shape improves sound absorption and creates a bold 3D wall effect. In addition, the panel is made from 100% polyester fiber with up to 75% recycled content, supporting sustainable design. With a high NRC rating of 0.8–0.95, it effectively reduces echo in offices, studios, auditoriums, and hospitality spaces. Furthermore, the panel is lightweight, durable, fire-rated B1, and easy to maintain, making it suitable for modern interiors.

### FINISHES



### MATERIAL

Polyester Fiber  
Panel

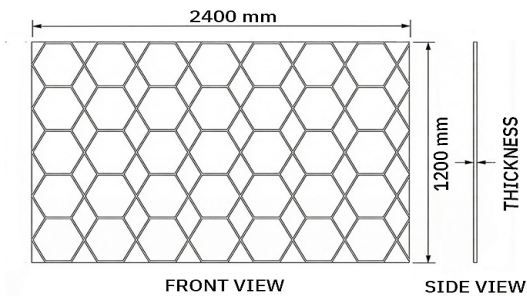
### DIMENSION

Size	2400x1200mm
Thickness	9-12 mm
Water Absorption	Very Low
Fire Resistance	B1 (Fire Safe)
Length	Customized
Eco Grade	E1

### SURFACE FINISHES

Polyester Fiber

### DIMENSIONAL DETAIL



NOTE: Custom thickness from 9 -12 mm available on request.

Download .dwg ↓



# Finishes

ACUFORMS-CFMHLVS2 Hexagon Grooved Acoustic Panel is available in a wide range of solid and blended colors to suit modern interiors. Moreover, the smooth felt surface with precision grooves delivers a clean and consistent finish. Custom color options are also available to match specific design themes and branding needs.



CF-MHL-VS2-01

Spring Leaf



CF-MHL-VS2-02

Warm Stone



CF-MHL-VS2-03

Warm Cloud



CF-MHL-VS2-04

Desert Beige




CF-MHL-VS2-05

Ocean Mist




CF-MHL-VS2-06

Dusty Aqua



CF-MHL-VS2-07

Dark Ash



CF-MHL-VS2-08

Plum Mist



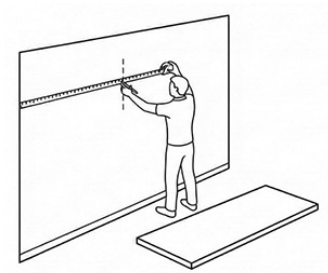
CF-MHL-VS2-05

Warm Walnut

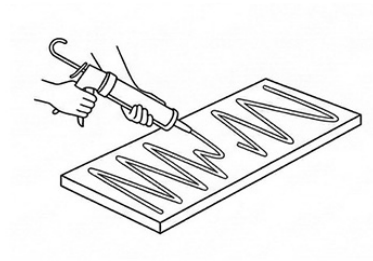


# Installation Detail

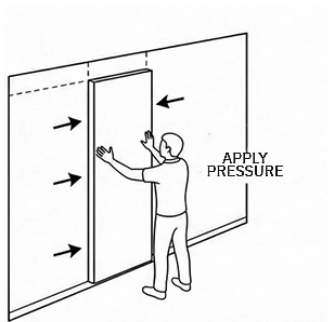
ACUFORMS-CFMHLVS2 Hexagon Grooved Acoustic Panel can be installed using adhesive, nails, or a combination of both. Begin by cleaning the wall surface and marking reference lines for correct alignment. Apply construction glue evenly on the back or place nails through the panel into the substrate. Press firmly to ensure full contact. Panels can be trimmed or shaped using standard cutting tools for corners, joints, or custom layouts. Allow proper curing time for secure and long-lasting installation.



1. Prepare Wall and Pannel



2. Apply Adhesive Gum



3. Press to Wall



4. Roll to Secure Panels



# Connect with Us

**Where ideas meet materials.**  
Let's create spaces that speak  
through surface, texture, and  
detail.

[ask@craftaforms.com](mailto:ask@craftaforms.com)

[craftaforms.com](https://craftaforms.com)

[@insta.craftaforms](https://www.instagram.com/insta.craftaforms)

CRAFTA  
FORMS  
FINISHES STUDIO