

# CRAFTA FORMS

FINISHES STUDIO



# 78

## ACUFORMS -CFMHLVS6 Modern Triangle Acoustic Panel

**ACUFORMS -CFMHLVS6-Modern Triangle Acoustic Panel** is a stylish sound control solution for contemporary interiors. Made from eco-friendly polyester fiber, it reduces echo and noise while enhancing wall design. Ideal for offices, auditoriums, home theaters, and hospitality spaces where acoustic comfort and modern aesthetics are essential.





# Acuforms -CFMHLVS6

## Modern Traingle Acoustic Panels

ACUFORMS – CFMHLVS6 Modern Triangle Acoustic Panel delivers effective sound absorption with a bold geometric design. These acoustic wall panels help reduce echo and reverberation, creating clearer and more comfortable sound environments. Manufactured from 100% polyester fiber with recycled content, they support sustainable building goals. With a high NRC rating of 0.8–0.95, the panels improve speech clarity and noise control. Their modern triangle form adds depth and visual interest, making them suitable for offices, auditoriums, meeting rooms, schools, home theaters, and hospitality interiors.

### FINISHES

- Mint Teal

Soft Lavender

Violet Purple

Sky Teal
- Warm Taupe

Ice Blue

Midnight Blue

Soft Grey
- Warm Sand

Custom

### MATERIAL

Polyester Fiber Panel

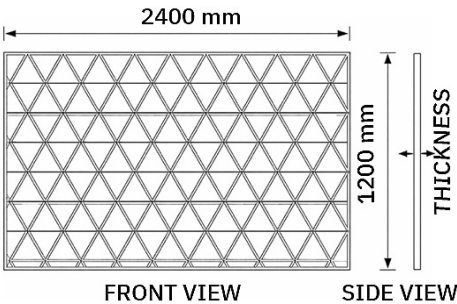
### DIMENSION

Size	2400x1200mm
Thickness	9-12 mm
Water Absorption	Very Low
Fire Resistance	B1 (Fire Safe)
Length	Customized
Eco Grade	E1

### SURFACE FINISHES

Polyester Fiber

### DIMENSIONAL DETAIL



NOTE: Custom thickness from 9 -12 mm available on request.

Download .dwg ↓



# Finishes

ACUFORMS – CFMHLVS6 Modern Triangle Acoustic Panel features a clean polyester fiber surface finish that delivers a soft, matte appearance. Panels are available in a wide range of colors to suit different interior themes. Custom color options are available on request, allowing designers to match branding, décor, or architectural concepts while maintaining consistent acoustic performance.



**CF-MHL-VS6-01**

 Mint Teal




**CF-MHL-VS6-02**

 Soft Lavender



**CF-MHL-VS6-03**

 Violet Purple



**CF-MHL-VS6-04**

 Sky Teal




**CF-MHL-VS6-05**

 Warm Taupe




**CF-MHL-VS6-06**

 Ice Blue




**CF-MHL-VS6-07**

 Midnight Blue



**CF-MHL-VS6-08**

 Soft Grey



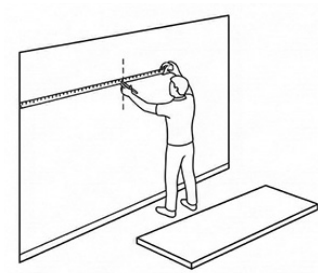
**CF-MHL-VS6-05**

 Warm Sand

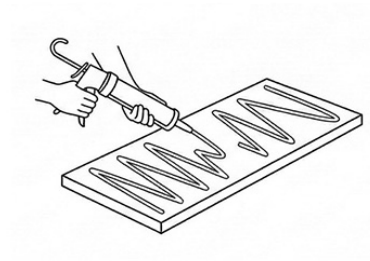


# Installation Detail

ACUFORMS – CFMHLVS6 Modern Triangle Acoustic Panel can be installed using adhesive, nails, or a combination of both. Begin by cleaning the wall surface and marking reference lines for correct alignment. Apply construction glue evenly on the back or place nails through the panel into the substrate. Press firmly to ensure full contact. Panels can be trimmed or shaped using standard cutting tools for corners, joints, or custom layouts. Allow proper curing time for secure and long-lasting installation.




1. Prepare Wall and Pannel



2. Apply Adhesive Gum



3. Press to Wall



4. Roll to Secure Panels



# Connect with Us

**Where ideas meet materials.**  
Let's create spaces that speak  
through surface, texture, and  
detail.

[ask@craftaforms.com](mailto:ask@craftaforms.com)

[craftaforms.com](http://craftaforms.com)

[@insta.craftaforms](https://www.instagram.com/insta.craftaforms)

CRAFTA  
FORMS  
FINISHES STUDIO