

CRAFTA FORMS

FINISHES STUDIO



79

ACUFORMS -CFMHLVS7 Square Grooved Acoustic Panel

ACUFORMS -CFMHLVS7-Square Grooved Acoustic Panel is a modern acoustic wall panel designed to reduce noise and enhance interior comfort. Made from eco-friendly PET felt, it offers excellent sound absorption with a clean square design, making it ideal for offices, studios, commercial spaces, and residential interiors.





Acuforms -CFMHLVS7

Square Grooved Acoustic Panel

ACUFORMS – CFMHLVS7 Square Grooved Acoustic Panel is a high-performance acoustic solution created for modern interior environments. Manufactured from 100% polyester fiber with recycled PET content, this grooved acoustic panel delivers strong sound absorption with an NRC of 0.8–0.95. The square format and fabric-like PET felt finish add a decorative touch while improving acoustic comfort. Suitable as an interior acoustic panel for offices, meeting rooms, classrooms, hospitality spaces, and home theaters, it combines function, safety, and contemporary design.

FINISHES



MATERIAL

Polyester Fiber
Panel

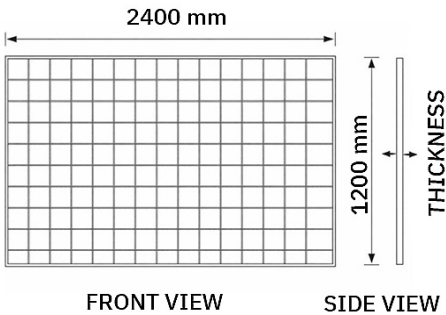
DIMENSION

Size	2400x1200mm
Thickness	9-12 mm
Water Absorption	Very Low
Fire Resistance	B1 (Fire Safe)
Length	Customized
Eco Grade	E1

SURFACE FINISHES

Polyester Fiber

DIMENSIONAL DETAIL



NOTE: Custom thickness from 9 -12 mm available on request.

[Download .dwg](#) ↓





Finishes

ACUFORMS – CFMHLVS7 Square Grooved Acoustic Panel features a high-quality PET felt surface with a soft, fabric-like texture. Available in a wide range of solid and custom colors, finishes can be selected to match interior themes and branding requirements. The grooved square design adds depth and visual interest while maintaining a clean, modern appearance.




CF-MHL-VS7-01

 Natural Beige





CF-MHL-VS7-02

 Deep Maroon



CF-MHL-VS7-03

 Dusty Taupe





CF-MHL-VS7-04

 Indigo Navy




CF-MHL-VS7-05

 Burnt Sienna



CF-MHL-VS7-06

 Charcoal Plum



CF-MHL-VS7-07

 Soft Lime



CF-MHL-VS7-08

 Sage Green



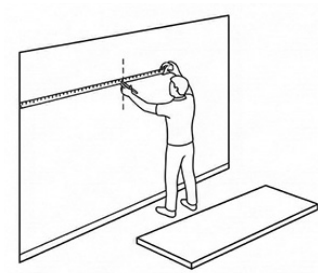
CF-MHL-VS7-05

 Warm Grey

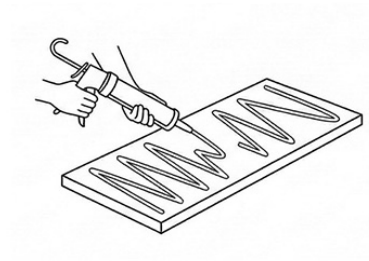


Installation Detail

ACUFORMS – CFMHLVS7 Square Grooved Acoustic Panel can be installed using adhesive, nails, or a combination of both. Begin by cleaning the wall surface and marking reference lines for correct alignment. Apply construction glue evenly on the back or place nails through the panel into the substrate. Press firmly to ensure full contact. Panels can be trimmed or shaped using standard cutting tools for corners, joints, or custom layouts. Allow proper curing time for secure and long-lasting installation.




1. Prepare Wall and Pannel



2. Apply Adhesive Gum



3. Press to Wall



4. Roll to Secure Panels



Connect with Us

Where ideas meet materials.
Let's create spaces that speak
through surface, texture, and
detail.

ask@craftaforms.com

craftaforms.com

[@insta.craftaforms](https://www.instagram.com/insta.craftaforms)

CRAFTA
FORMS
FINISHES STUDIO