



# 82

## GLASMETRA -CFFFGP Finis Fluted Glass Panel

### **GLASMETRA -CFFFGP - Finis Fluted Glass Panel**

features a refined fluted glass design with vertical ribbed texture. Made from premium tempered and laminated architectural glass, it enhances light flow while providing privacy. Ideal for modern interiors, partitions, doors, feature walls, and façades in residential and commercial spaces.






## Glasmetra -CFFFGP

### Finis Fluted Glass Panels

GLASMETRA CFFFGP – Finis Fluted Glass Panel combines classic reeded glass texture with a modern architectural finish. Each vertical flute is precisely formed to create depth, light diffusion, and visual privacy. Manufactured from premium tempered or laminated architectural glass, the panel offers strength, safety, and durability. The convex front and concave back surfaces create a subtle 3D effect, enhancing interior glass wall panels, dividers, doors, façades, and feature walls. It suits contemporary homes, offices, hotels, and luxury commercial interiors.

#### FINISHES



#### MATERIAL

Premium Tempered Glass

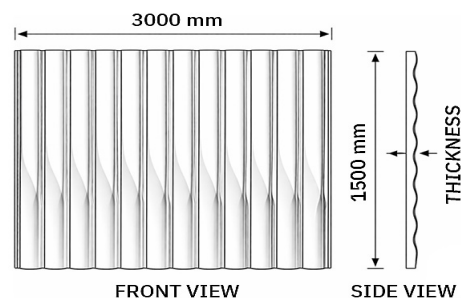
#### DIMENSION

Size	300 × 300 mm
Standard Max Size	1500 × 3000 mm
Custom Max Size	1800 × 3500 mm
Thickness	10-12 mm
Water Absorption	0%
Fire Resistance	Class A

#### SURFACE FINISHES

Frosted

#### DIMENSIONAL DETAIL



NOTE: Custom thickness from 10 -12 mm available on request.

[Download .dwg](#) ↓



# Finishes

GLASMETRA CFFFGP – Finis Fluted Glass Panel available in smooth, translucent, and refined surface finishes with optional light-diffusing and privacy treatments. Options include clear visual finishes, soft matte effects, and etched or frosted textures. Precision flat-polished edges ensure a clean, architectural appearance suitable for modern interiors.




**CF-FFGP-01**

 Sterling Silver



**CF-FFGP-02**

 Carbon Reed



**CF-FFGP-03**

 Blackened Steel




**CF-FFGP-04**

 Optic Clear



**CF-FFGP-05**

 Linear Gold



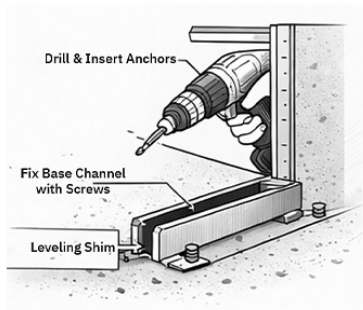
**CF-FFGP-06**

 Smoked Bronze

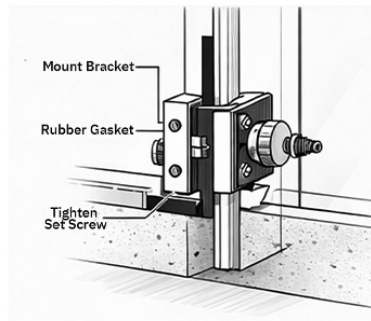


# Installation Detail

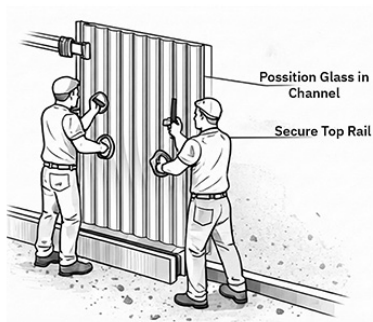
GLASMETRA CFFFGP – Finis Fluted Glass Panel are installed using standard glass fixing systems such as channels, clamps, frames, or concealed hardware. Installation should be carried out by professional installers to ensure proper alignment, safety, and surface protection. Laminated options are recommended for high-traffic or safety-critical areas.



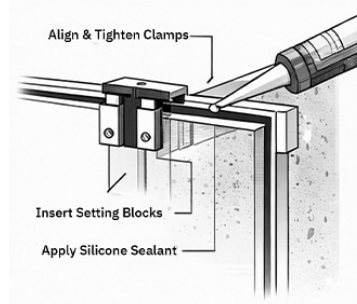
1. Prepare Base Channel



2. Install Glass & Gaskets



3. Set Glass Panel



4. Adjust & Seal



# Connect with Us

**Where ideas meet materials.**  
Let's create spaces that speak  
through surface, texture, and  
detail.

[ask@craftaforms.com](mailto:ask@craftaforms.com)

[craftaforms.com](https://craftaforms.com)

[@insta.craftaforms](https://www.instagram.com/insta.craftaforms)

CRAFTA  
FORMS  
FINISHES STUDIO