

CRAFTA FORMS

FINISHES STUDIO



85

GLASMETRA -CFTFGP Tenui Fluted Glass Panel

GLASMETRA -CFTFGP - Tenui Fluted Glass Panel

features a refined fluted glass design with a precise reeded glass texture. Its vertical ribbed surface allows light to pass through while enhancing privacy and depth. Ideal for interior glass wall panels, partitions, and feature walls in modern architectural spaces.






Glasmetra -CFTFGP

Tenui Fluted Glass Panels

GLASMETRA CFTFGP – Tenui Fluted Glass Panel is a premium architectural glass solution designed for modern interiors. Made using premium tempered glass panel or laminated architectural glass options, it features a clean fluted glass design with a reeded glass texture. Each flute is defined by a thin continuous crease, creating a vertical ribbed glass surface with a subtle 3D effect. The textured glass surface diffuses light while improving privacy, making it suitable for interior glass wall panels, doors, partitions, feature walls, and contemporary glass applications.

FINISHES



MATERIAL

Premium Tempered Glass

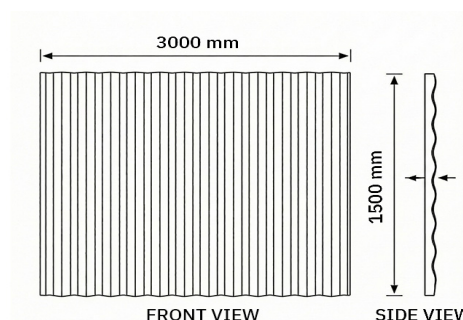
DIMENSION

Size	300 × 300 mm
Standard Max Size	1500 × 3000 mm
Custom Max Size	1800 × 3500 mm
Thickness	10-12 mm
Water Absorption	0%
Fire Resistance	Class A

SURFACE FINISHES

Frosted

DIMENSIONAL DETAIL




NOTE: Custom thickness from 10 -12 mm available on request.

[Download .dwg](#) ↓




Finishes

GLASMETRA CFTFGP Tenui Fluted Glass Panel available in smooth, translucent, and refined surface finishes with optional light-diffusing and privacy treatments. Options include clear visual finishes, soft matte effects, and etched or frosted textures. Precision flat-polished edges ensure a clean, architectural appearance suitable for modern interiors.



CF-TFGP-01

 Sterling Silver



CF-TFGP-02

 Carbon Reed



CF-TFGP-03

 Blackened Steel




CF-TFGP-04

 Optic Clear



CF-TFGP-05

 Linear Gold



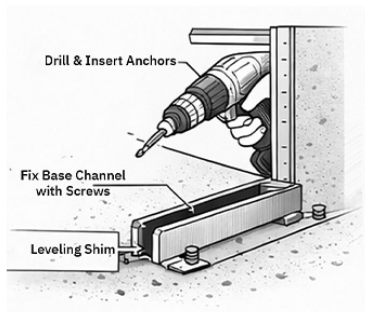
CF-TFGP-06

 Smoked Bronze

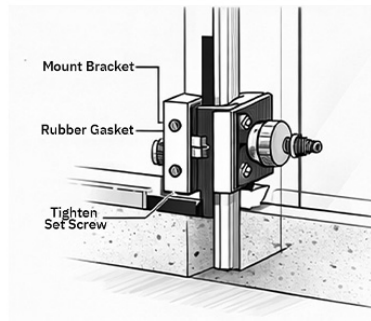


Installation Detail

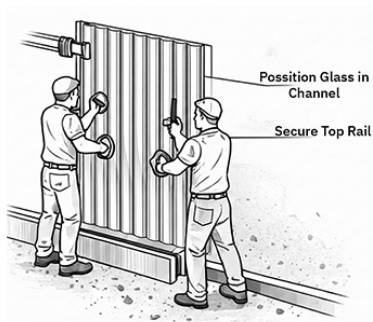
GLASMETRA CFTFGP Tenui Fluted Glass Panel are installed using standard glass fixing systems such as channels, clamps, frames, or concealed hardware. Installation should be carried out by professional installers to ensure proper alignment, safety, and surface protection. Laminated options are recommended for high-traffic or safety-critical areas.



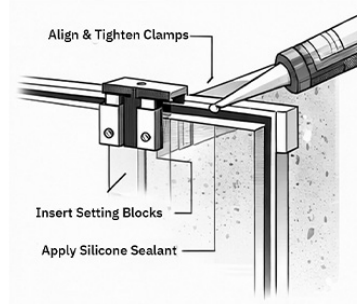
1. Prepare Base Channel



2. Install Glass & Gaskets



3. Set Glass Panel



4. Adjust & Seal



Connect with Us

Where ideas meet materials.
Let's create spaces that speak
through surface, texture, and
detail.

ask@craftaforms.com

craftaforms.com

[@insta.craftaforms](https://www.instagram.com/insta.craftaforms)

CRAFTA
FORMS
FINISHES STUDIO