

CRAFTA FORMS

FINISHES STUDIO



125


Luxury Stainless
Steel Sheet
**STEELONIX-
CF-ZJ1LHS**

Luxury Stainless Steel Sheet-STEELONIX- CF-ZJ1LHS features a bold pebble texture with premium stainless steel durability. These decorative sheets add depth, shine, and modern style to walls, ceilings, furniture, and cladding while offering rust resistance, low maintenance, and long-lasting performance.





CF-ZJ1LHS-10



CF-ZJ1LHS-11



CF-ZJ1LHS-12



CF-ZJ1LHS-13



CF-ZJ1LHS-14




CF-ZJ1LHS-15



Frame Fixing Method

Luxury Stainless Steel Sheet – STEELONIX – CF-ZJ1LHS is designed for quick and easy installation. Clean the wall surface and mark the panel layout before installation. Install wooden or metal furring strips securely on the wall to create a support frame. Position the hammered stainless steel sheet carefully over the spacers and align it correctly. Finally, secure the panel using screws or fasteners and check all edges for a neat and professional finish




1. Clean Wall and Mark Grid



2. Install Wooden Furring Strips



3. Position Panel Over Spacers



4. Secure all Fasteners and Finish



Connect with Us

Where ideas meet materials.
Let's create spaces that speak
through surface, texture, and
detail.

ask@craftaforms.com

craftaforms.com

[@insta.craftaforms](https://www.instagram.com/insta.craftaforms)

CRAFTA
FORMS
FINISHES STUDIO